

Why SKF?

Single row cylindrical roller bearings



Single row cylindrical roller bearings are used in applications where there are heavy radial loads combined with high speeds. SKF Explorer single row cylindrical roller bearings offer design features that result in a bearing that is lighter and more cost-effective, while offering outstanding performance and up to a 200 percent increase in service life.

The internal geometry of SKF Explorer single row cylindrical roller bearings, like all EC design bearings, has been optimized to distribute loads in a way that significantly reduces the risk of edge stresses. This provides increased operational reliability. The roller end/flange contact has also been improved to reduce friction and thus heat generated by the bearing, and maximizes the effectiveness of the lubricant. The cross section, e.g. the diameter and length of the rollers, and the wall thickness of the rings and retaining flanges, have been designed to provide maximum bearing service life.

Product features

- Advanced logarithmic contact profile
- Optimized roller end/flange geometry
- Excellent surface topography (finish)
- Ultra clean steel
- Variety of cage designs
- Balanced heat treatment

User benefits

- Higher radial load carrying capacity
- Reduced edge stresses
- Up to 2 times longer service life
- Extended maintenance intervals
- Reduced noise and vibration levels
- Less heat generated by the bearing
- Improved wear-resistance
- Reduced lubricant consumption
- Reduced energy consumption through reduced friction

Common applications

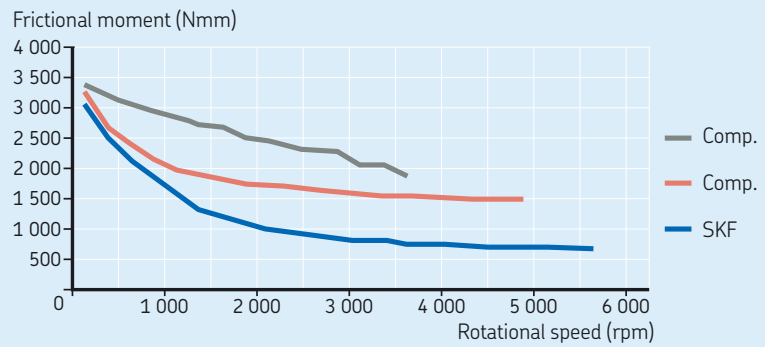
- Industrial gearboxes
- Pumps and compressors
- Rail vehicles
- Automotive gearboxes
- Wind turbines
- Rolling mills
- Electric motors
- Vibratory motors
- Vibration generators for road rollers
- Industrial fans and blowers
- Material handling equipment
- Textile machinery



Reduced friction

When compared with competitive designs, SKF Explorer single-row cylindrical roller bearings, like all EC design bearings, significantly reduce friction at both low and high rotational speeds. This results in reduced heat generated by the bearing, reduced lubricant consumption and reduced energy consumption.

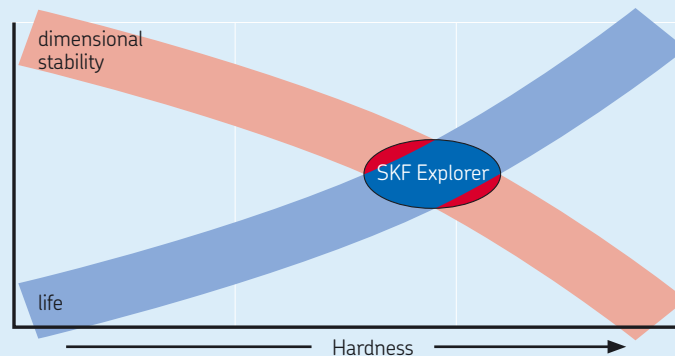
Tests show that when compared with competitive designs, SKF Explorer cylindrical roller bearings reduce friction, which also reduces heat, lubricant consumption and ultimately energy consumption.



Hardness and dimensional stability

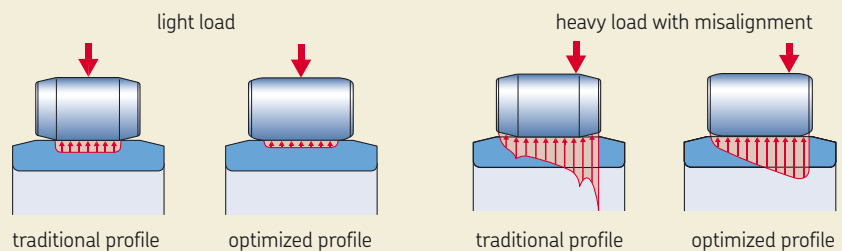
Manufactured with ultra-clean steel and a unique heat treatment process, SKF Explorer cylindrical roller bearings offer maximum hardness for optimum and longer service life, with high dimensional stability (up to +150 °C) for longer service life. Additional benefits include an increased safety factor and increased uptime.

The cleanliness of the steel combined with the unique SKF Explorer heat treatment process provides maximum hardness for optimum wear and longer service life, with high dimensional stability (up to 150 °C) for longer service life.



Optimized load distribution

The optimized design of the roller/raceway contact in SKF Explorer cylindrical roller bearings, like all EC design bearings, enables the bearing to distribute the load more evenly, over a wider area than competitive designs, under both high and light load conditions



The optimized design of the rollers enables an SKF cylindrical roller bearing to distribute the load more evenly and over a wider area than competitive designs, even under light load.

Especially under misalignment, the optimized design of an SKF cylindrical roller bearing distributes the load more evenly than competitive designs.



An SKF Documented Solution specialist can show you the approximate return on investment (ROI) you can expect to receive by using this product in your application. Ask your SKF Authorized Distributor or SKF representative for more details.

© SKF is a registered trademark of the SKF Group.

© SKF Group 2008

The contents of this publication are the copyright of the publisher and may not be reproduced (even extracts) unless permission is granted. Every care has been taken to ensure the accuracy of the information contained in this publication but no liability can be accepted for any loss or damage whether direct, indirect or consequential arising out of the use of the information contained herein.

Publication 6624 EN · May 2008 · Printed in Sweden on environmentally friendly paper.

skf.com



How to contact your authorised distributor

Distribution Centres

Rotherham CDC

T 0845 602 9946

F 01709 789 988

E sales@acorn-ind.co.uk

W www.acorn-ind.co.uk

Midlands RDC

T 0121 521 5999

F 0121 521 5888

E midlands@acorn-ind.co.uk

W www.acorn-ind.co.uk/midlands

North East RDC

T 0191 417 8899

F 0191 419 0001

E northeast@acorn-ind.co.uk

W www.acorn-ind.co.uk/northeast

South West RDC

T 01179 820 414

F 01179 823 222

E southwest@acorn-ind.co.uk

W www.acorn-ind.co.uk/southwest

Regional Branches

North West Branch

T 0845 602 3568

F 01229 833 510

E northwest@acorn-ind.co.uk

W www.acorn-ind.co.uk/northwest

Scotland Branch

T 01506 476 199

F 01506 462 655

E scotland@acorn-ind.co.uk

W www.acorn-ind.co.uk/scotland

Divisions

Export Division

T +44 1709 789 933

F +44 1709 789 966

E export@acorn-ind.co.uk

W www.acorn-ind.co.uk/export

Linear Division

T 01709 789 949

E linear@acorn-ind.co.uk

W www.acorn-ind.co.uk/linear